

Instruction for use: **Erkodur**, clear • 240 • freeze • 0M1 • -A1 • -A2 • -A3

Labeling:  Consult accompanying documents  Read instructions for use  Single use only

R_x only For prescription use only*

 EC-directive 93/42/EEC

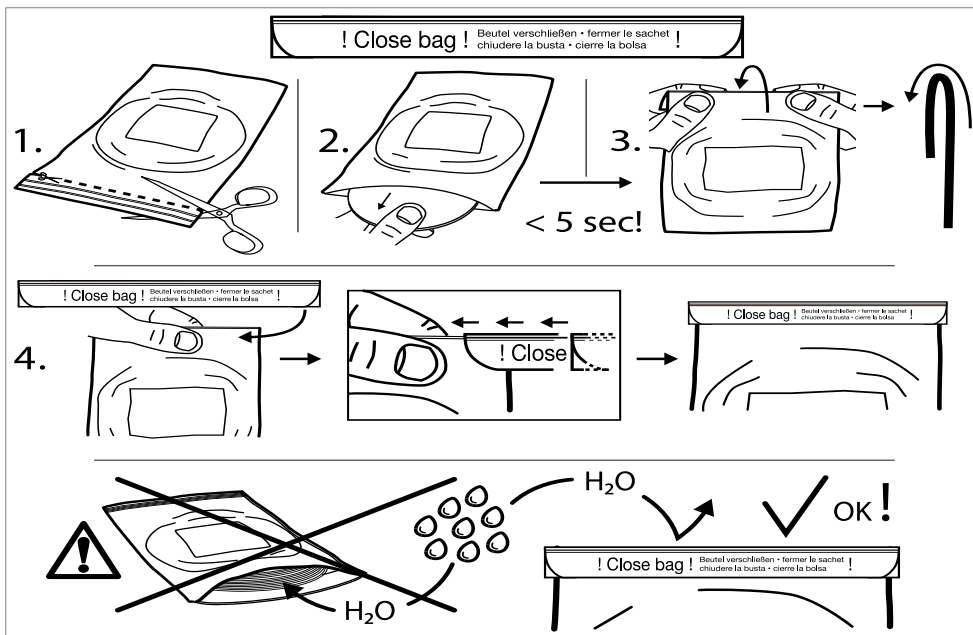
*(USA)

Storage:  Keep away from sunlight

 Keep dry

5 °C/41 °F  35 °C/95 °F
Recommended storage temperature

Handling of the aluminium bag to avoid moisture absorption of the material:



Indications for use: Thermoforming Sheet Materials and Accessories are indicated for the fabrication of orthodontic and dental appliances.

Intended use: Erkodur is thermoformed to fabricate intra-oral appliances such as occlusal splints, bruxism splints, stabilization splints, dressing plates, correction splints, aligners, cosmetic splints, anti snoring appliances, temporary appliances.

Contraindications: Before use on patients with a history of allergic reactions to plastics it has to be clarified that there is no specific allergic reaction on Erkodur (PETG).

Warning:


- Use strictly limited for the fabrication of orthodontic and dental appliances.
- The use is subject to the responsibility of a therapist.
- For prescription use only.
- Allergic reactions are unlikely but possible.
- Improper thermoforming of the plastic appliance may cause the appliance to crack/break, resulting in sharp edges, loose pieces and possible aspiration of pieces.

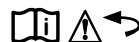
Precautions:

- Erkodur is not recommended for other dental appliances than as described above under intended use.
- Single use only.
- Pay attention to the storage instructions.
- **Attention, sensitive to humidity:** Reclose the aluminium bag immediately and keep it tightly closed (see handling of the aluminium bag).

 **ERKODENT**®

EN ISO • 13485:2016 • ISO 9001:2015

 Erkodent Erich Kopp GmbH • Siemensstraße 3 • 72285 Pfalzgrafenweiler, Germany
Tel. + 49 (0) 74 45/85 01-0 • Fax + 49 (0) 74 45/8501-15 • info@erkodent.com • www.erkodent.com



Instruction for use: **Erkodur**, clear • 240 • freeze • 0M1 • -A1 • -A2 • -A3

Chemical characteristics:

PETG, copolyester • Insulating foil: PE, polyethylene. Harmless to health. Thermoplast with tested biocompatibility. Insoluble in water, inactive, harmless to ground water.



Disposal/Recycling: General recycling for plastic if available, otherwise general waste.

Material informations:

Viscous hard foil. Bonds to acrylate (e. g. Resilit-S, 817 501 + 817 503).

Availabilities: Thicknesses from 0.5 to 5.0 mm, diameter 120 and 125 mm round and 125 x 125 mm square.

Thicknesses from 0.5 to 1.0 mm, diameter 240 mm.

Please refer to the Erkodent Material Card, Catalogue, Thermoforming Technique Brochure or to www.erkodent.com

Technical data:

Density, 1.27 g/cm ²	Water absorption, 0.2 %	Tensile strength, 50 N/mm ²	Flexional strength, 72 Nmm ²
Impact strength, 10 kJ/m ²	Notch impact, 12 kJ/m ²	Yield stress, 56 MPa	Elongation at break, 50 %
E-modulus, 2200 N/mm ²	Hardness, Shore -	Ball indent. hardness, 115 N/mm ²	Vicat softening point, 80 °C
Temp. resistance, 67 °C	Glass trans. temp., 80 °C	Shrinkage (intended use), 0.4 %	

Platification and working instructions: (only Erkodent thermoforming units)

Always place the sheet in the devices in such a way that the spacer/insulating foil is pointing towards the model.

Please refer to the Erkodent unit instructions for a step-by-step thermoforming process. Sheet data such as heating time or thermoforming temperature are integrated in the internal data base of the thermoforming unit. Please select sheet type and thickness (e. g. Erkodur 1.0 mm) and follow the working steps indicated by the unit or by the unit instructions.

(Erkoform-RVE/-3 and Erkopress ES 200 E units: sheet data in the accompanying unit documents).

For units without control: Test softness of foil with an instrument.

If permanent impressions result, thermoform, see picture.



Finishing: Adjustment is possible with the Occluform (-3),

by grinding or by addition (see brochure thermoforming technique).

Recommended finishing set Quick 3 (110 830), high polish will be obtained with polishes for plastic.

The spacer foil will be taken off only after thermoforming and finishing.

Moisten the area that has to be adjusted with acrylate at first with little monomer.



Cleaning:

TOP ↑ **Oxydens** cleansing tablets



OK →

